

SPECIFICATION SHEET

Thor Barrier

SPECIFICATION SHEET

Thor Barrier



PRODUCT DESCRIPTION >

The Thor Barrier is a highly robust and protective barrier that can be deployed to guide vehicles and pedestrians, keeping them away from obstructions and operations onto a safe alternative route.

The Thor barrier is devised to be durable, with its steel tubing legs is almost impossible to knock over when used with the 28kg Footplate.

The Thor barrier is designed with double reflective tape running both along the top and bottom, the top section is extra thick to enable greater visibility. Ibex are currently stocking the Thor barrier in white however, corporate colours are available on request along with customer embossing.

The Thor barrier are extremely easy to stack for both storage and transportation purposes. Once the Thor barrier has come to the end of it's life it is fully recyclable.

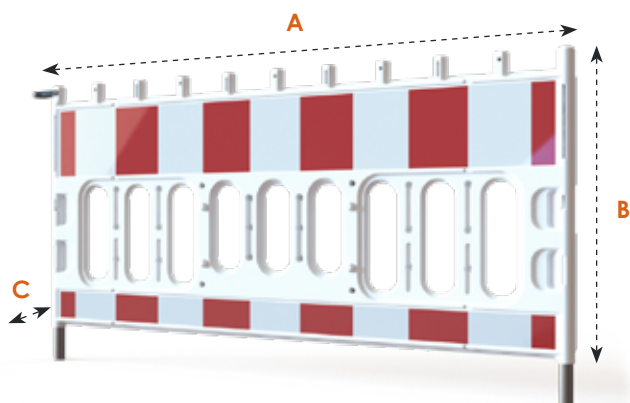
THOR BARRIER SPEC >

Width	Height	Thickness	Weight
2060mm	1060mm	50mm	9.5kg

KEY FEATURES >

- Conforms to requirements of BSEN8442
- Reflectivity requirements of BSEN12899-1
- The Red Book 2013
- Traffic Signs Regulations & General Directions
- TL Absperschranken 97
- TL-Aufstellvorrichtungen 97
- Conforms to requirements of ZTV-SA

THOR BARRIER VISUAL APPEARANCE >

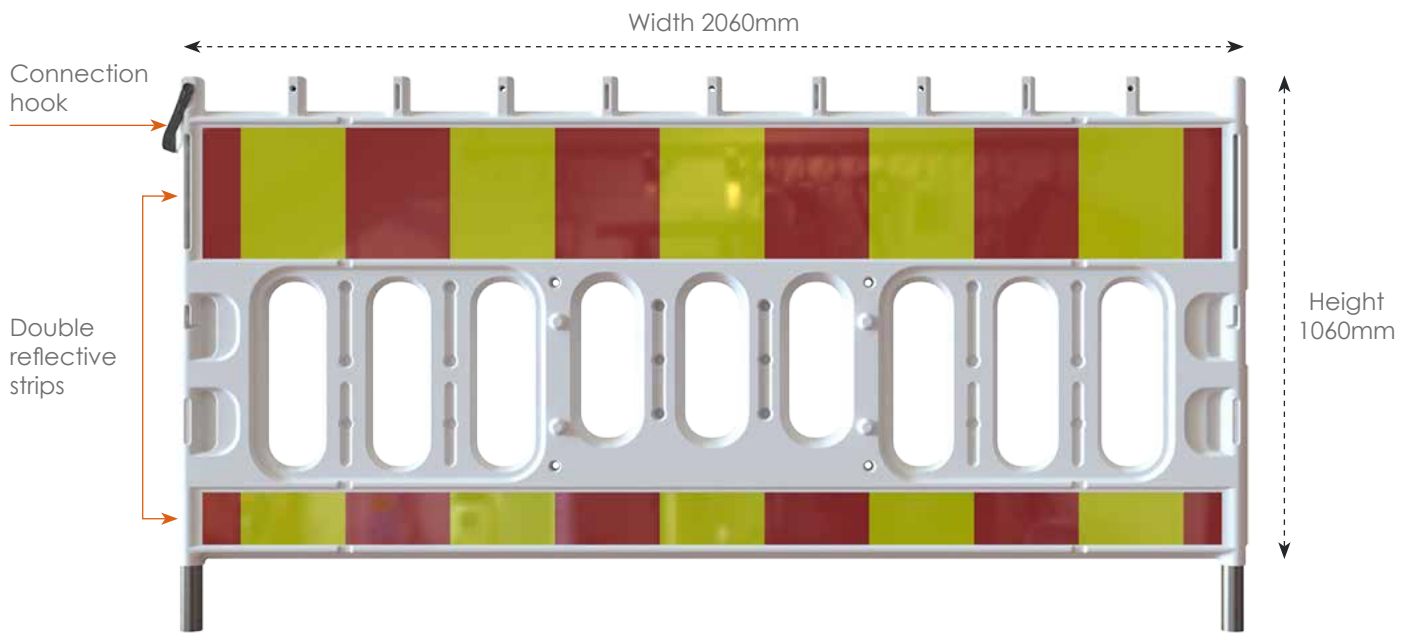


DIMENSIONS > A. 2060mm - B. 1060mm - C. 50mm

SPECIFICATION SHEET

Thor Barrier

TECHNICAL DETAILS >



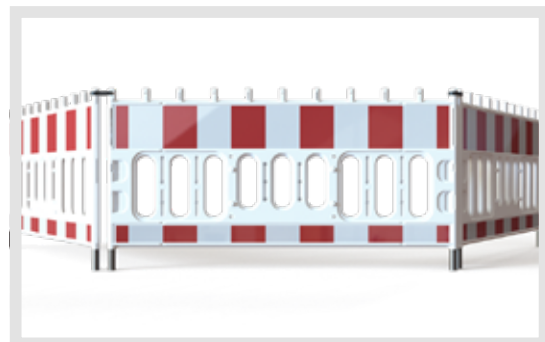
High Strength Thor Connection Hook



28kg Footplate



Highly Visible Thor Barrier With Double Reflective Strip



Multiple Thor Barrier Connecting At Angles